


# MULTIGATE SafeCount®



Designed for precision,  
organisation and protection

THE LATEST INNOVATION IN OUR NEEDLE COUNTER RANGE




# Small Change, Big Impact

Our approach to continuous improvement has taught us that it's often the small changes that deliver the biggest impacts — Small Change, Big Impact is a philosophy we apply when reviewing our products, services and supply arrangements. We evaluate potential changes against a multi-criteria framework to ensure that they are well considered, balanced and that they deliver the highest overall value possible for all stakeholders.



# New innovative features securely manage and count sharps

Our new range of needle counters have been designed to consolidate and replace the current range. There are five new needle counters. Two are deep variants and three are standard. They contain a variety of different innovative features for better management of sutures, blades, sharps and handles.



## CLIMATE NEUTRAL<sup>1</sup>



As part of our commitment to better product stewardship, all SafeCount® needle counters sold to Australian customers are supplied Climate Neutral.



# Greater protection and performance




Our needle counters help aid your count, protect and secure sharps — offering overall improvement to sharps management.



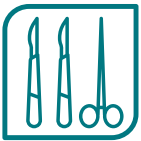
### Sharps safety

Slots in the foam allow for easy insertion and removal of sutures without the need to reposition with hands or blunting the tip of the suture. This feature available in deep variants, CEA-0010S and CEA-0011S.



### Easy blade lift

Undulating magnetic strip assists with blade retrieval from magnet. This feature available in CEA-0010S, CEA-0011S, CEA-0015S and CEA-0016S.



### Instrument organisation

Notches at one end of the unit can be used to rest instruments. The magnets or foam blocks can be used to secure sutures. This feature available in deep variants, CEA-0010S and CEA-0011S.




**Quick view transparency**  
clear lid allows for sharps to be viewed and counted whilst the needle counter is closed

**Easy to identify**  
all SafeCount® products have been coloured yellow, the industry standard colour for sharps

**Easy blade lift**  
undulating magnetic strip

**Instrument organisation**  
notches created to rest and secure sharps



**Adhesive fixation on rear**  
to keep needle counter in place

**Numbered count**  
printed numbers to assist with counting sharps

**X-ray detectable secure lock**  
ensures needle counter is closed and ready for safe disposal

**Novel foam slots**  
our innovative foam slots in the deep needle counters assist with suture management






# Range

There are five variants in the new needle counter range: three are standard needle counters and two are deeper options.

## STANDARD NEEDLE COUNTERS



CEA-0014S




CEA-0016S

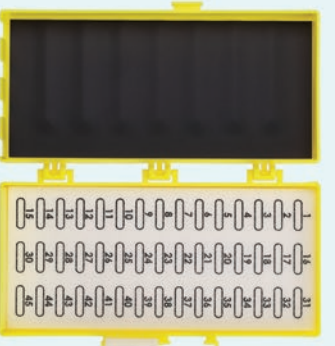


CEA-0015S

## DEEP NEEDLE COUNTERS



CEA-0010S



CEA-0011S

## SAFECOUNT® RANGE

PRODUCT DESCRIPTION	Needle counter 20 count/40 capacity Hybrid and magnetic in shallow option	Needle counter 20 count/20 capacity Hybrid with clear lid in shallow option	Needle counter 20 count/40 capacity Double magnetic in shallow option	Needle counter 20 count/40 capacity Foam block and magnetic, in deep option	Needle counter 45 count/90 capacity Foam block and magnetic, in deep option
SIZE WHEN CLOSED	16 x 127 x 74mm	16 x 127 x 74mm	16 x 127 x 74mm	37 x 127 x 74mm	37 x 154 x 89mm
CODE	CEA-0016S	CEA-0014S	CEA-0015S	CEA-0010S	CEA-0011S
GHG DL	523 gC02e	246 gC02e	596 gC02e	675 gC02e	953 gC02e
GHG I	723 gC02e	384 gC02e	858 gC02e	972 gC02e	1,378 gC02e

TABLE KEY: (GHG) Greenhouse Gas Emissions, (DL) Disinfect & Landfill, (I) Incineration.



# Instructions for use

This feature available in deep variants, CEA-0010S and CEA-0011S.

An explanation of how to use this specific feature is as follows.

## HOW TO PARK AND REMOVE A SUTURE FROM THE FOAM SLITS:



01 Push the suture down into a foam slot and release from needle holder



02 Use the needle holder to pivot the suture so that the sharp end is fully covered below the surface of the foam



03 To remove, secure base of suture with needle holder



04 Extract suture



For more information:  
**multigate.com.au**  
or call **1800 023 420**  
(Australia)

**multigate.co.nz**  
or call **0800 880 013**  
(New Zealand)

Empowering  
performance  
since 1986

#### DISCLAIMERS

1. Multigate measure and offset the cradle-to-grave greenhouse emissions associated with these products to make them climate neutral. We purchase carbon credits. Multigate purchases carbon credits via Carbon Neutral in approved, registered projects which have been independently assessed and verified as creating additional resources that help combat climate change using avoidance or sequestration means.

#### IMPORTANT INFORMATION

- Multigate use 3rd party specialists to help us measure our impact, guide our environmental stewardship projects, and validate our carbon neutrality programs.
- Multigate is committed to providing customers with as accurate, up-to-date Life Cycle Assessment (LCA) information on our products as possible so they can make better informed purchasing decisions. The LCA modelling tool used to calculate cradle-to-grave greenhouse gas (GHG) emission figures was created by Lifecycles ([www.lifecycles.com.au](http://www.lifecycles.com.au)) for Multigate. The LCA figures were generated in February 2025 based on Australian product, utilising a combination of tailored and the latest external LCA database information (EcoInvent V3.9 and AusLCI used), product data and other information available to us at the time. NZ LCA data may vary slightly.
- Our LCA figures are not comparable with other LCA figures unless they were created by Lifecycles using the same methodology, database reference source and version, assumptions etc. to ensure consistency in modelling approach and reported results.

#### IP Protected Product

Intellectual Property rights such as patents, patent applications, registered designs, trademarks, etc. apply to this product group. See website for details.

SAFECOUNT® | V3.0 AUGUST 2025