


MULTIGATE SafeCount®



Designed for precision,
organisation and protection

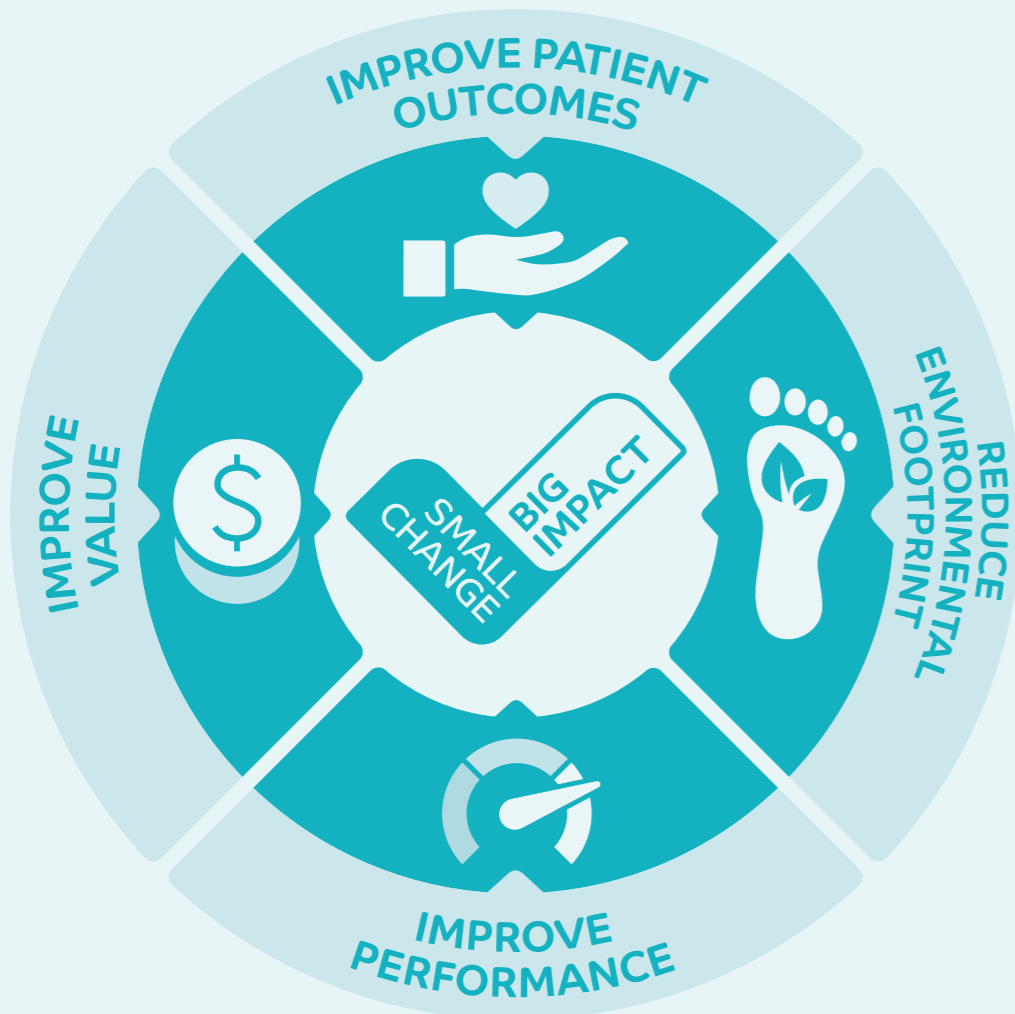
THE LATEST INNOVATION IN OUR NEEDLE COUNTER RANGE



Small Change, Big Impact

Our approach to continuous improvement has taught us that it's often the small changes that deliver the biggest impacts — Small Change, Big Impact is a philosophy we apply when reviewing our products, services and supply arrangements.

We evaluate potential changes against a multi-criteria framework to ensure that they are well considered, balanced and that they deliver the highest overall value possible for all stakeholders.




New innovative features securely manage and count sharps

Our new range of needle counters have been designed to consolidate and replace the current range.

There are five new needle counters. Two are deep variants and three are standard.

They contain a variety of different innovative features for better management of sutures, blades, sharps and handles.



CLIMATE NEUTRAL¹

As part of our commitment to better product stewardship, all SafeCount® needle counters sold to Australian customers are supplied Climate Neutral.



Greater protection and performance



Our needle counters help aid your count, protect and secure sharps — offering overall improvement to sharps management.




Sharps safety

Slots in the foam allow for easy insertion and removal of sutures without the need to reposition with hands or blunting the tip of the suture. This feature available in deep variants, CEA-0010S and CEA-0011S.



Easy blade lift

Undulating magnetic strip assists with blade retrieval from magnet. This feature available in CEA-0010S, CEA-0011S, CEA-0015S and CEA-0016S.



Instrument organisation

Notches at one end of the unit can be used to rest instruments. The magnets or foam blocks can be used to secure sutures. This feature available in deep variants, CEA-0010S and CEA-0011S.



Quick view transparency

clear lid allows for sharps to be viewed and counted whilst the needle counter is closed

Easy to identify

all SafeCount® products have been coloured yellow, the industry standard colour for sharps

Easy blade lift

undulating magnetic strip

Instrument organisation

notches created to rest and secure sharps

Adhesive fixation on rear

to keep needle counter in place

Numbered count

printed numbers to assist with counting sharps

X-ray detectable secure lock

ensures needle counter is closed and ready for safe disposal


Novel foam slots

our innovative foam slots in the deep needle counters assist with suture management



SafeCount®

Designed for the reality of theatre



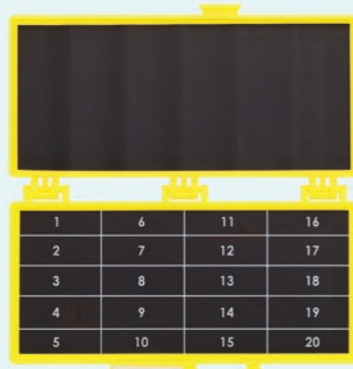
Range

There are five variants in the new needle counter range: three are standard needle counters and two are deeper options.

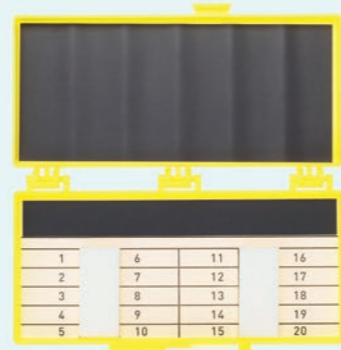
STANDARD NEEDLE COUNTERS



CEA-0014 / CEA-0014S




CEA-0015 / CEA-0015S




CEA-0016 / CEA-0016S

DEEP NEEDLE COUNTERS



CEA-0010 / CEA-0010S



CEA-0011 / CEA-0011S

SAFECOUNT® RANGE (STERILE & NON-STERILE)

PRODUCT DESCRIPTION	Needle counter 20 count/20 capacity Hybrid with clear lid in shallow option	Needle counter 20 count/40 capacity Double magnetic in shallow option	Needle counter 20 count/40 capacity Hybrid and magnetic in shallow option	Needle counter 20 count/40 capacity Foam block and magnetic, in deep option	Needle counter 45 count/90 capacity Foam block and magnetic, in deep option
SIZE WHEN CLOSED	127 x 59 x 16 mm	127 x 59 x 16m	127 x 59 x 16 mm	127 x 59 x 36 mm	153 x 73 x 36 mm
NON- STERILE					
WEIGHT	38 g	58 g	51 g	64 g	93 g
CODE	CEA-0014	CEA-0015	CEA-0016	CEA-0010	CEA-0011
STERILE					
WEIGHT	43 g	64 g	56 g	70 g	100 g
CODE	CEA-0014S	CEA-0015S	CEA-0016S	CEA-0010S	CEA-0011S



Instructions for use

This feature available in deep variants, CEA-0010S and CEA-0011S.

An explanation of how to use this specific feature is as follows.


HOW TO PARK AND REMOVE A SUTURE FROM THE FOAM SLITS:



01 Push the suture down into a foam slot and release from needle holder



02 Use the needle holder to pivot the suture so that the sharp end is fully covered below the surface of the foam



03 To remove, secure base of suture with needle holder



04 Extract suture

Disclaimers & important information

DISCLAIMERS

1. Multigate measure and offset the cradle-to-grave greenhouse emissions associated with these products to make them climate neutral. We purchase carbon credits. Multigate purchases carbon credits via Carbon Neutral in approved, registered projects which have been independently assessed and verified as creating additional resources that help combat climate change using avoidance or sequestration means.

IP Protected Product

Intellectual Property rights such as patents, patent applications, registered designs, trademarks, etc. apply to this product group. **See website for details.**



For more information:
multigate.com.au
or call **1800 023 420**
(Australia)

multigate.co.nz
or call **0800 880 013**
(New Zealand)

Empowering
performance
since 1986



When printing this item we
use 100% recycled paper
(whenever possible) and offset
its greenhouse gas emissions
to make it climate neutral.